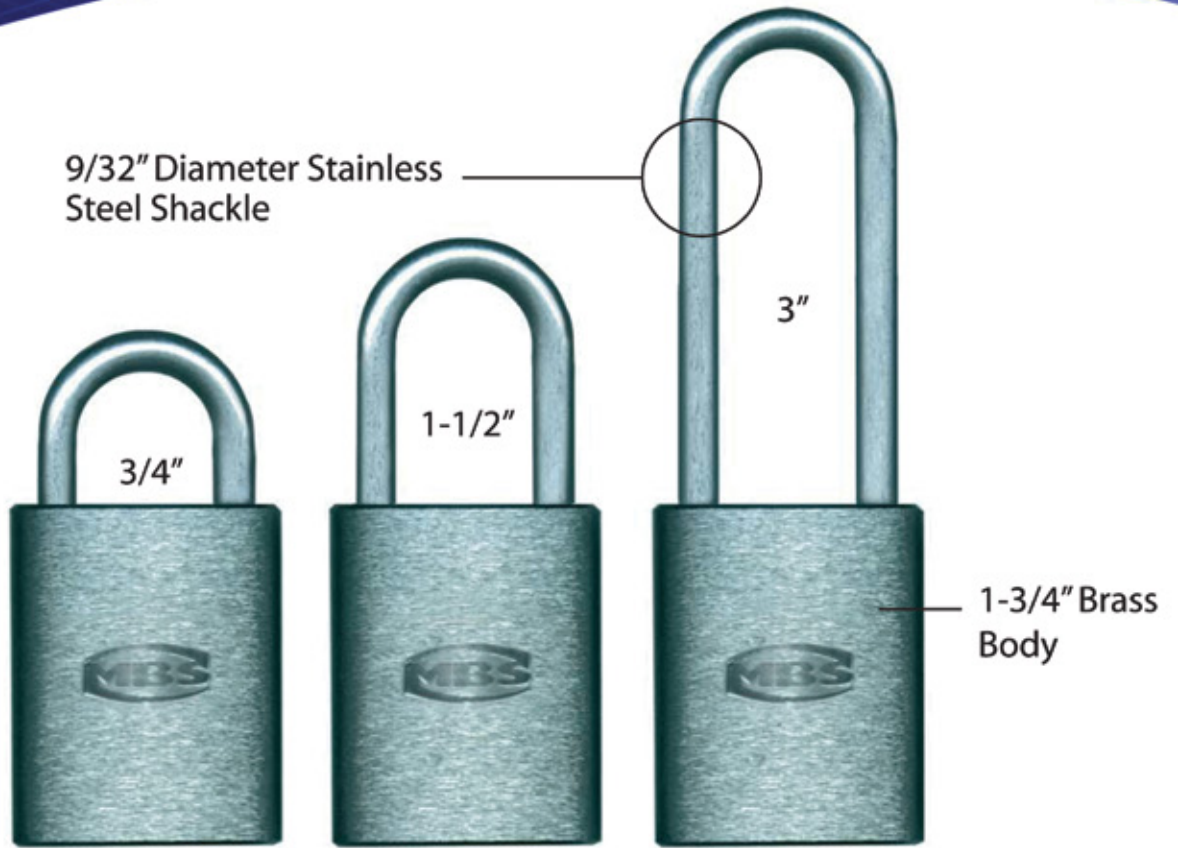




Padlocks



Z4 Series Padlocks



Z4S0 3/4" Shackle Z4S1 1-1/2" Shackle Z4S3 3" Shackle

FEATURES:


- Solid brass case - Satin chromium plated case
- Stainless steel double ball locking
- 4" and 5" steel shackles also available
- Brass shackles available in 1 1/8", 2" and 3"

Options

- Brass and Steel Chains and Clevis
- Key Retaining
- Weather Covers

	Series	Shackle Material	Shackle Length	Options	Function (optional)
How To Order	Z6	B	5	B	KR
	Z4	B=Brass	0 = 3/4"	D = Drilled for Clevis	KR = Key Retained
	Z5	S=Stainless Steel	1 = 1 1/2" (Steel)	C = Clevis	
	Z6	Steel	1 = 1 1/8" (Brass)	B = 9" Brass Chain	
		2 = 2"	S = 9" Steel Chain		
			3 = 3"		
			4 = 4"		
			5 = 5"		

Z5 Series Padlocks



5/16" Diameter
Stainless Steel
Shackle

Pull Strength -3,500 lbs.

1-3/4" Brass
Body



Z5S3 3" Shackle Z5S1 1-1/2" Shackle Z5S0 3/4" Shackle

FEATURES:

- Solid brass case - Satin chromium plated case
- Stainless steel double ball locking
- 4" and 5" steel shackles also available
- Brass shackles available in 1 1/8", 2" and 3"


- ### Options
- Brass and Steel Chains and Clevis
 - Key Retaining
 - Weather Covers
 - Brass Frangible Shackle

	Series	Shackle Material	Shackle Length	Options	Function (optional)
How To Order	Z6	B	5	D-B	KR
	Z4	B=Brass	0 = 3/4"	D = Drilled for Clevis	KR = Key Retained
	Z5	S=Stainless Steel	1 = 1 1/2" (Steel)	C = Clevis	
	Z6	F=Frangible	1 = 1 1/8" (Brass)	B = 9" Brass Chain	
		2 = 2"	S = 9" Steel Chain		
			3 = 3"		
			4 = 4"		
			5 = 5"		
		1 1/8" (available in Z5 only)			



Z6 Series Padlocks

3/8" Diameter
Stainless Steel
Shackle



Z6S0 3/4" Shackle Z6S1 1-1/2" Shackle Z6S3 3" Shackle

Pull Strength -3,800 lbs.

- 4" and 5" shackles also available

FEATURES:

- Solid brass case - Satin chromium plated case
- Stainless steel double ball locking
- 4" and 5" steel shackles also available
- Brass shackles available in 1 1/8", 2" and 3"

Options

- Brass and Steel Chains and Clevis
- Key Retaining
- Weather Covers

	Series	Shackle Material	Shackle Length	Options	Function (optional)
How To Order	Z4	B=Brass	0 = 3/4"	D = Drilled for Clevis	KR = Key Retained
	Z5	S=Stainless	1 = 1 1/2" (Steel)	C = Clevis	
	Z6	Steel	1 = 1 1/8" (Brass)	B = 9" Brass Chain	
			2 = 2"	S = 9" Steel Chain	
			3 = 3"		
			4 = 4"		
			5 = 5"		



WARNING: These products can expose you to chemicals including chromium, which is known to the State of California to cause cancer and birth defects or other reproductive harm. For more information go to www.P65Warnings.ca.gov.