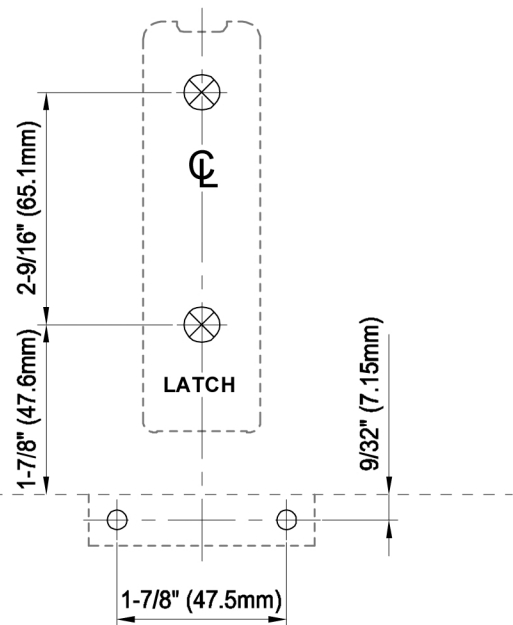
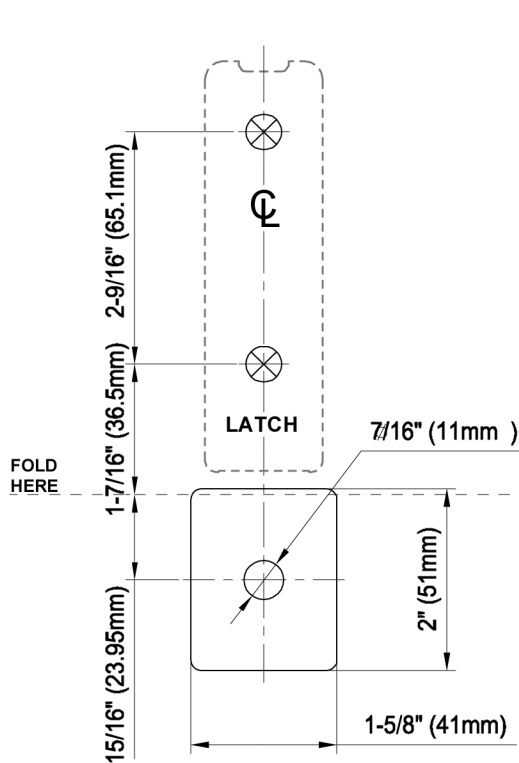
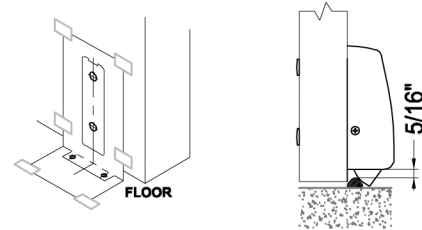
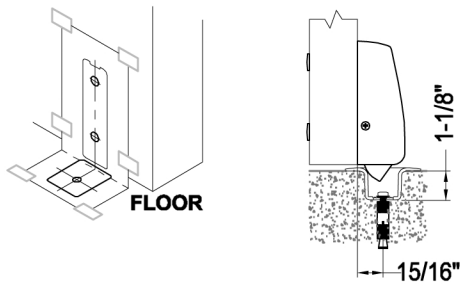


Template For 224 & 227 Bottom Latches for Q1200/Q1300/Q1500 Series Exit Devices

BOTTOM LATCH & 227 STRIKE

BOTTOM LATCH & 224 STRIKE



ILL.	APPLICATIONS	DIMENSION	
		METAL	WOOD
○	STRIKE SCREWS	#25 DRILL #10-24 TAP	3 (1/8") DRILL PILOT 1" DEEP
⊗	SEX BOLT	8 (5/16") DRILL (DEVICE SIDE) 10.3 (13/32") DRILL (OUTSIDE)	